

IBERITAL



The next generation

# Iberital VISION

Our award winning coffee machine with the most advanced design built for the wireless era.

One of a kind. VISION combines state of the art technology with a concept and design unmatched by any espresso machine. Experience coffee with the next-generation of espresso machines.

VISION comes with an independent multi-boiler system with IB EcoSmart. This includes Ready, Eco, and Sleep settings, each configurable to maximize energy efficiency. VISION also provides an independent water circuit with IB WaterTech. This assures that the hot water and coffee are

always served at their best quality without residual salts, minerals, and alkalinity. But its most striking feature is the ability to adjust your brewing profiles and all the machine settings through its included digital tablet. Manage and set up your VISION remotely and access to the big data with the telemetric system IB Connect.



IBERITAL



## VISION & Haute cuisine

In Barcelona, where culinary experiences define much of the culture and quality of life, coffee plays an important role in the meal. It is the final experience a client receives and thus where final impressions are made. That's why VISION is the perfect companion to help heighten your client's dining experience.



COCINA Hermanos Torres  
2 Michelin Stars

TICKETS by Albert Adrià  
1 Michelin Star & The World's  
50 Best Restaurants





IBERITAL



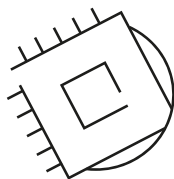
# Iberital Smart Technologies



IB WaterTech

Unlike standard coffee machines that source water from the boiler, IB WaterTech delivers water directly from the mains. This is how we assure the cleanest water in every serve, with no residual sediments or salts to obtain fresh water for coffee and infusions.

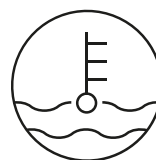
Certified by:  
Utility Model Patent ES1207736



IB Connect

A bidirectional telemetric and remote control system (works both with Wi-Fi and SIM Card) that allows you to gain access to the Big Data gathered by your Iberital. Spot patterns and gain new insights over coffee consumption.

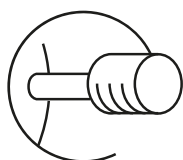
Launched in:  
2016 at Hostelco



IB HeatControl

With heating elements and fast temperature sensors in the coffee boilers, and in the group heads, IB HeatControl brings in the most stable temperature in the market. Configure brewing recipes for each group head independently for the best extraction.

Exceeding SCA-WBC requirements



IB Joystick

Analog and natural inspired ergonomics that provide more control and personalization in the coffee making process.

Certified by:  
Utility Model Patent ES1207139



IB EcoSmart

Reduce over 50% of energy consumption with smart energy management and rapid heating systems. With three energy modes-Ready, Eco, Sleep-IB EcoSmart regulates the energy consumption of boilers and group heads based on your peak and off-peak needs.



IB QuickHeat

Reducing the time it takes to power up for the exact temperature. IB QuickHeat combines different heating methods to deliver in peak and in off-peak hours.

Check Performance Tables at [iberital.com](http://iberital.com)

# VISION

# Innovation that inspires.

MULTI BOILER



---

Independent multi boiler system lead and nickel free

---

App interface with tablet included and connected to the machine via Bluetooth. Easy menu and specifications

---

PID steam boiler Temperature Control

---

Thermal insulated boilers and intelligent energy save management

---

Hot water delivery programmes: set up to four different combinations of amounts of water and exact temperatures. Suitable for filter coffee

---

Double pump system: 1 pump for the coffee circuit and 1 pump for hot water system

---

Filterholder recognition for automatic selection of single or double doses

---

Electronic dosage in millilitres (4 doses + continuous)

---

Pre-infusion profile for each dosage selection

---

---

Volumetric Control

---

Individual ghost displays for groups and hot water

---

Cool touch steam wands with 3 different barista steam wand tips in PEEK included

---

Fast turn steam knobs

---

Competition Filters

---

Adjustable LED group lighting (0-100%)

---

Cup warmer with programmable temperature

---

Automatic boiler filling, water renewal cycle and boiler emptying

---

Programmable AUTO ON/OFF for each weekday

---

Quick and easy access to the machine for maintenance

---

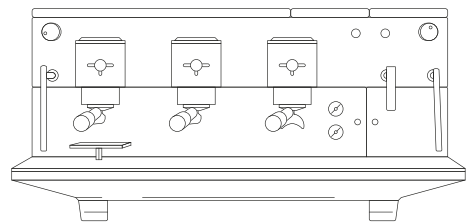
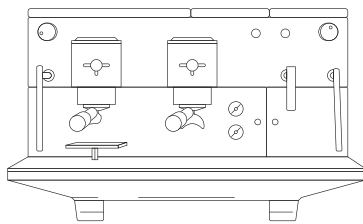
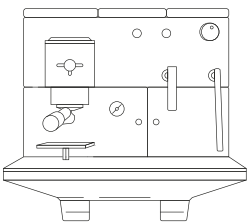
## Available finishes

Personalize the different aspects of the machine with a variety of finishes. Choose between a dark black or metallic front with a mirror effect, and pair it with a lateral and back finish of

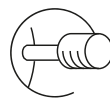
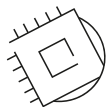
your preference. Choose from transparent glass, black backlit, or wood with the option of including an above tray in stainless steel, black or white stone.



Ask for more information.



## Technologies incorporated



Technical Specifications	1 Group	2 Groups	3 Groups
Coffee boiler capacity	0.6 L	2 x 0.6 L	3 x 0.6 L
Steam boiler capacity	11 L	14 L	18 L
Power	5000 W	7000 W	8800 W
Weight	73 Kg	120 Kg	140 Kg
Dimensions L x W x H With tablet: 740 mm	525 x 620 x 580 mm	840 x 620 x 580 mm	1080 x 620 x 580 mm
Front distance between legs Side distance: 371 mm	266 mm	500 mm	740 mm